

# HOW TO BUILD A SOCIAL MEDIA PROFILE THAT ATTRACTS A GREAT MATE

*Lesson Plan for Singles,  
Prepared by Miss Kissy Denise*

With so many giving up on love, I must first say congratulations to you who still believe in love. How do I know that? Cause only people with deep loving hearts, actually desire a GREAT mate. Anyone can attract a basic mate, but you want a great mate, because you want a loving long-lasting relationship with a person that gets you. You imagine spending time with them in the future. You imagine the kind things you'll do for them. More than likely you may be a bit of a perfectionist. I wouldn't be surprised if you had great in you.

The good news is there's a great mate out there for you, who needs you to continue to believe, until you find them. If you're reading this, you're mature enough to attract a great mate

## OVERVIEW & PURPOSE

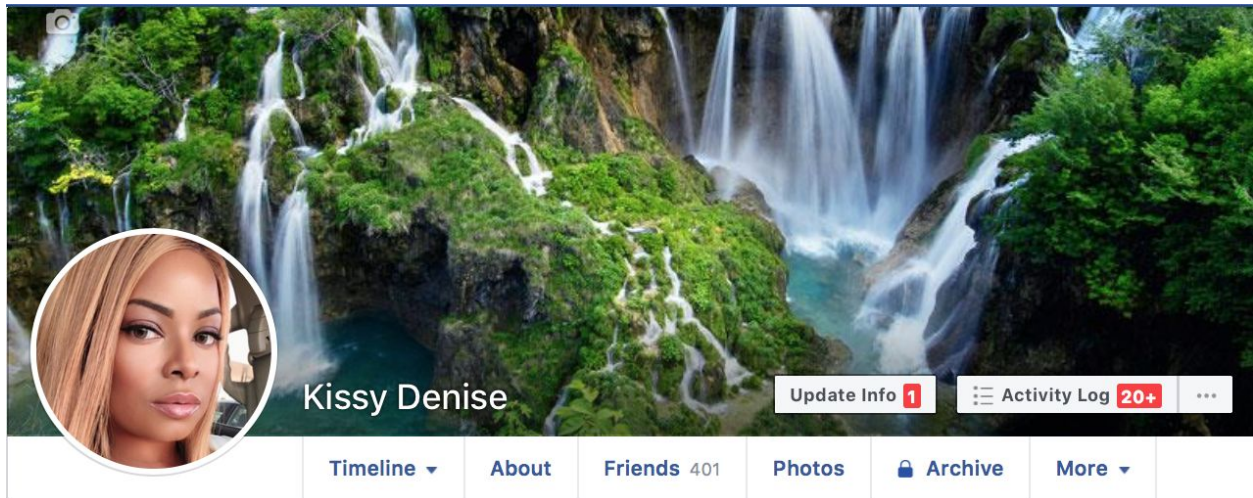
The purpose of this course is to build a social media profile that attracts a great mate. We cover Facebook, Instagram, Tinder/Dating Apps. With over 500,000 organic social media followers, it's safe to say that you are getting advice from a pro.

## MATERIALS NEEDED

1. A smart phone with a camera
2. A Mindset to Find Love
3. A positive mindset.

## TIME REQUIRED

1. You can perform this course in 1 week
2. Daily time required: 20 Minutes



## FACEBOOK

Facebook is the biggest social media network on the planet. As of the second quarter of 2018, Facebook had **2.23 billion** monthly active users. There are 7.63 Million on the planet.

If you really think about it, Facebook should have some sort of dating app. You're in luck. It's coming soon.

### Inside Facebook Dating, launching first in Colombia



Does deeper data produce perfect matches? Facebook is finally ready to find out, starting today with a country-wide test in Colombia of its new Dating feature. It's centered around an algorithm-powered homescreen of Suggested romantic matches based on everything Facebook knows about you that other apps don't. There's no swiping and it's not trying to ... Continue reading

 TechCrunch

2

But for now it's not here. In the meantime let's create some social media magic. You have places online to go and people to see!

## STEP 1 - PHOTO TIME

(Remember, You can do it all it one day or a week or two. Totally up to you.)



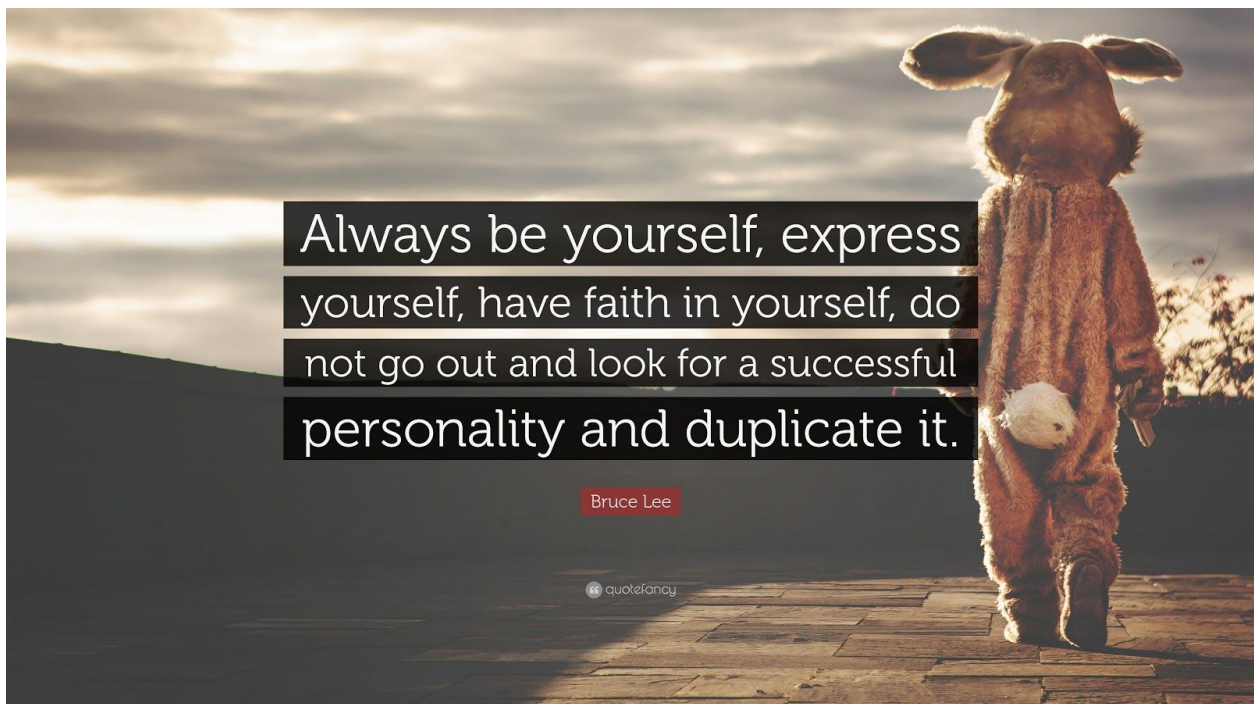
1. Upload a good, high, quality photo of yourself. A selfie is great, or have someone take a headshot photo for you. I find that taking about 20 photos of you will net 1 good photo that can be used for your profile. Make sure the photo is clear with a plain or decent background. Your profile photo gives the user their first impression of you. Before you take the picture, ask yourself, “What do I want people to think about me when they see my photo?” Since the intent is to attract a great mate, you want to post a photo of yourself that a particular mate will find attractive.
  - a. **PHOTO QUALITY** - Post a very clear photo that shows at least your face and chest area.
  - b. **CLOTHING CHOICE** - If you want to attract a business oriented person, business clothes do just the trick. As like attracts like. A collared shirt for men is always nice or a suit. For women a blazer or a classy dress works. Social Media Entrepreneurs tend to throw up nice pics with casual clothes on. While other entrepreneurs understand and respect it, the average 9-5er doesn't. They have been taught that people who take themselves seriously dress to impress. While it most certainly doesn't matter what people think of you. People are people and they think a certain way. Take a nice photo. It

should be respectable. It's best that men have a shirt on, and women have most of their cleavage covered. It makes people take you serious. (People don't tend to take naked people serious in America.)

- c. **EXPRESSION:** Don't forget to **SMILE**. Smiles do wonders for people's soul. Sometimes seeing you smile makes them smile. Your smile adds joy to the word. Besides people like **HAPPY** people. They are attracted to happy souls. 😊

## **STEP 2 - FILL IT OUT, FEEL IT OUT**

- 2. Fill your profile out. Basic information like your name and occupation should be filled out first. Unless you're a hot chick or a male model with pecs and a 6 pack, who uses social media to promote their appearance, you need more than a photo to really peak a person's curiosity and get them interested in you.



## **STEP 3 - EXPRESS YOURSELF**



1. Take 5 minutes to think about what's on your mind. Did something interesting or cool happen to you today? Can you write that, If so write it and post it. I don't know what you're thinking but some parts you may want to leave out. The key here is to simply be yourself. Also remember your future mate may see this. Is this really the way you want to represent yourself? If not, tone it down a smidgen, but still speak your truth. As you want your future mate to like you for you. You want to attract someone that likes the real you. How do you want them to feel about you?
2. What is a quote or meme that you think would be helpful to the world, funny, or relevant to you? Do a google search for it and either post a meme or a quote. Say a little something on the caption and then post. Viola! If it's a quote, type of quote or copy and paste with the author attribution with it. You could totally say the same quote, but people think when other people say things or celebrities that the quote is big and transcending. (That's people for you.)
3. Do you see articles in your newsfeed, or do you have a favorite website? Visit the site and share the article on your page, along with your thoughts. This can be a few words or less, or you can write a speech. Doesn't matter. Just be yourself.

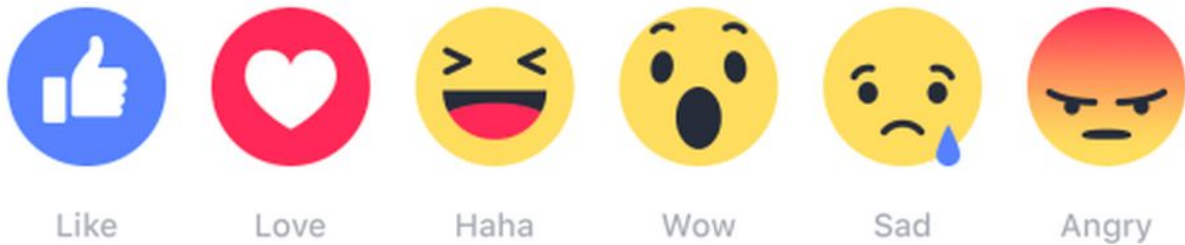


4. **A PICTURES SAYS 1000 WORDS** - Post another photo. This time we're looking for a full body shot. 20 Pictures should net you at least 1 good photo to post. People also like full body photos, a lot more than they do headshots. This photo should be taken in one of your normal environments where you find yourself the happiest. In the kitchen, in the garden, at a nice restaurant, at a waterfall. You have options. The purpose of this photo is to allow others to see a little deeper into you. If Mr. or Mrs. Right see your profile what would you like them to learn about you? What are you showing that you enjoy? Do you enjoy traveling, then post a photo of yourself traveling. Do you enjoy fine dining? Then post a photo of yourself fine dining. Do you love ice cream? If so post a photo eating ice cream at your favorite spot. You see what I'm doing here is showing you how to be authentic and show respect for yourself at the same time. Therefore you will attract what kind of people? You know this? People just like YOU! And guess who else? You'll also attract people who look up to you, because they want to be like you. By simply being the best version of yourself you inspire others and attract wonderful people, just like you.
5. Go a step further if you will. **Be brave.** Post a video telling people anything

you want them to know. Like where you grew up at. Do you have a fun memory? I'm from Wisconsin, I have many fun memories of my childhood and lots of funny stories. Talk about it. Do you bake? Showing a video of yourself baking something. A video along with a photo of the finished product is awesome. Do you have a favorite book? Give short synopsis of the book and tell people why they should read it? Are you obsessed with your job? Talk about a cool aspect of your job.



6. **Now you're ready to add some new friends.** Go through someone you know friends list, or type in a random name of a male or a woman. Select the profile that stands out most to out. Click it and read their profile. Scan it, are they your kind of person? Can they add value to you? Can you imagine yourself enjoying a date with that person? Well add them. (For what to do after that, that info is in my mega course.) Repeat and do it again. (If you don't have friends Facebook will instruct you how to pull in people from your email account. Another way to find new friends is to to your favorite news pages or celebrity pages and add some people from the comments. People that you feel you would vibe with. If they are really cute, reply to their comment and add them.



7. Now that you have friends, share one of their posts, that you agree with.
8. Now you have humanized your profile. People with plans sort of like humans. 😊
9. Comment on some of the posts of your new friends. Say how you really feel. Remember it will attract people to you who like your thoughts and opinions. Both male and female.
10. What else is important to you? Your kids, your car, your parents, a charity, a hobby, a cause, your favorite artist, politics, religion. Whatever it may be, post about something that's close to your heart.





11. **Dating:** How do you feel about the opposite sex? When you have a mate how do you believe they should be treated? Post your thoughts on that topic.



12. Join a few groups. Go in the Facebook search engine and type something you're interested in. A place where you think a potential mate may be. But be cognizant of the type of mate you're seeking. For instance I'm from Milwaukee, and I'm in a group called "The Whole Milwaukee or Something Like That." Inside that group is ratchet central. So to look for a mate "Milwaukee Entrepreneurs" would be a better choice for me. You see how

the names change everything? However don't doubt the ratchet group as a source of entertainment. And if you post in that group or comment, guess what, You'll probably get a few ratchet followers. That's totally up to you, just know the Facebook algorithm will start referring similar friends. For me this fills both of my personalities. I rarely ever go into the ratchet Milwaukee grew but once every couple of months I go in and find something to laugh at or shake my head at. It also keeps me aware of what's going on outside my world.

THE #1549 RULE OF A RELATIONSHIP

No female will take you seriously if you flirt with every girl.

13. When cutie pie comments on your post, be sure to reply. See if you guys are vibing. Be playful. If you're a girl, you wait, or you reply to their posts on their page. If he's interested he eventually will inbox you. Men, don't wait around for a woman to inbox you. That's not what women who value themselves do... And if she does, she will inbox you for something to get your attention, but more than likely she won't flirt with you. Unless she simply finds you irresistible. Be careful to not respond to flirt inboxes that you don't care for. By responding they will assume you like them. (I'm just trying to save you the trouble of every person in your inbox thinking they are your soul mate, even though they are nowhere near what you're

looking for. And we don't do desperate or keep your options open to any and everybody here. Don't flirt with everyone you see. It makes you less valuable. Also, You know what you like physically and you know what you like mentally. Honor your desires. (Don't forget to pay attention to their spirit. Their spirit tells you a lot about them.)

14. Viola! Now you have a fully functioning profile that tells a potential suitor or admirer a lot about you. You will start to have a flow of friend requests.
15. Repeat the process as you go. You should make at least 1 post every 2 weeks, if you're not that active. You don't have to follow these exact steps, and you can post what you like whenever you like, but scarcity creates longing. People tend to feel like you may be just a bit more important when you don't post much. (Except people who are masters of FB, they post several times a day while making 6 figures and don't care what you think. Those tend to be thought leaders, entertainers, people who sell things, and people who are trying to teach something.) Develop your own pattern.

## INSTAGRAM



*As of June 2018, the mainly mobile photo sharing network had reached 1 **billion** monthly active users. You can't pass that up. Fortunately instagram is much easier to conquer than Facebook.*

The Internet has become so intimate and personalized that many argue social media has morphed into its own form of online dating.

Earlier this year, Valeriya Safronova of *The New York Times* penned an article titled, “Instagram Is Now a Dating Platform, Too. Here’s How It Works.” In it, she articulated the platform’s many digital nuances that make it an easy way to flirt with potential love interests without being too forward, a comfort-zone approach to making the first move, similar to Tinder or Bumble’s “matching” concept.

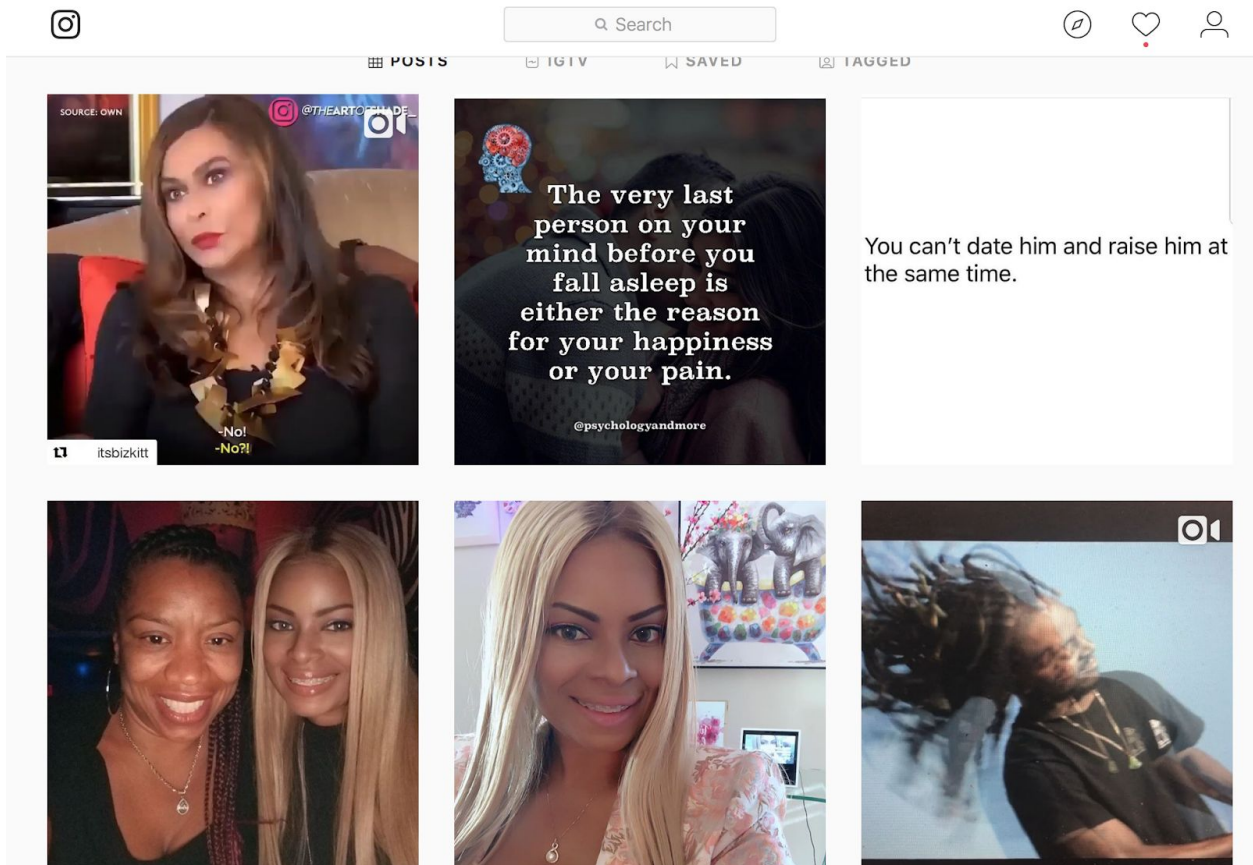
“Not only does Instagram provide a visually driven collage of your life,” Safronova



wrote, “it also offers a subtle way of expressing interest through likes and comments, and connecting in the form of a private chat. Meanwhile, the lists of users who have looked at each of your Story cards mean that you now have data — rudimentary and inconclusive, but still, data! — on who exactly is obsessing over you today, tomorrow and yesterday.”

## **STEP 1 - PROFILE**

1. Upload a profile photo. This should be a really nice close up photo of you. Fill out your bio. Tell the people a little about yourself. Represent! Okay, just so you know Instagram is not for shy people. It’s brag central. Instagram is where you stunt and show off all of your hard work, and other people’s hard work too. But for this course we’re going to stay authentic and post our own stuff. Because you’re amazing right! No need to fake it till you make it. Write here your career and exactly how you feel about yourself. If you think you’re Zaiagon the Magic Dragon Slayer write it. Just make sure you’re also serious in here too.

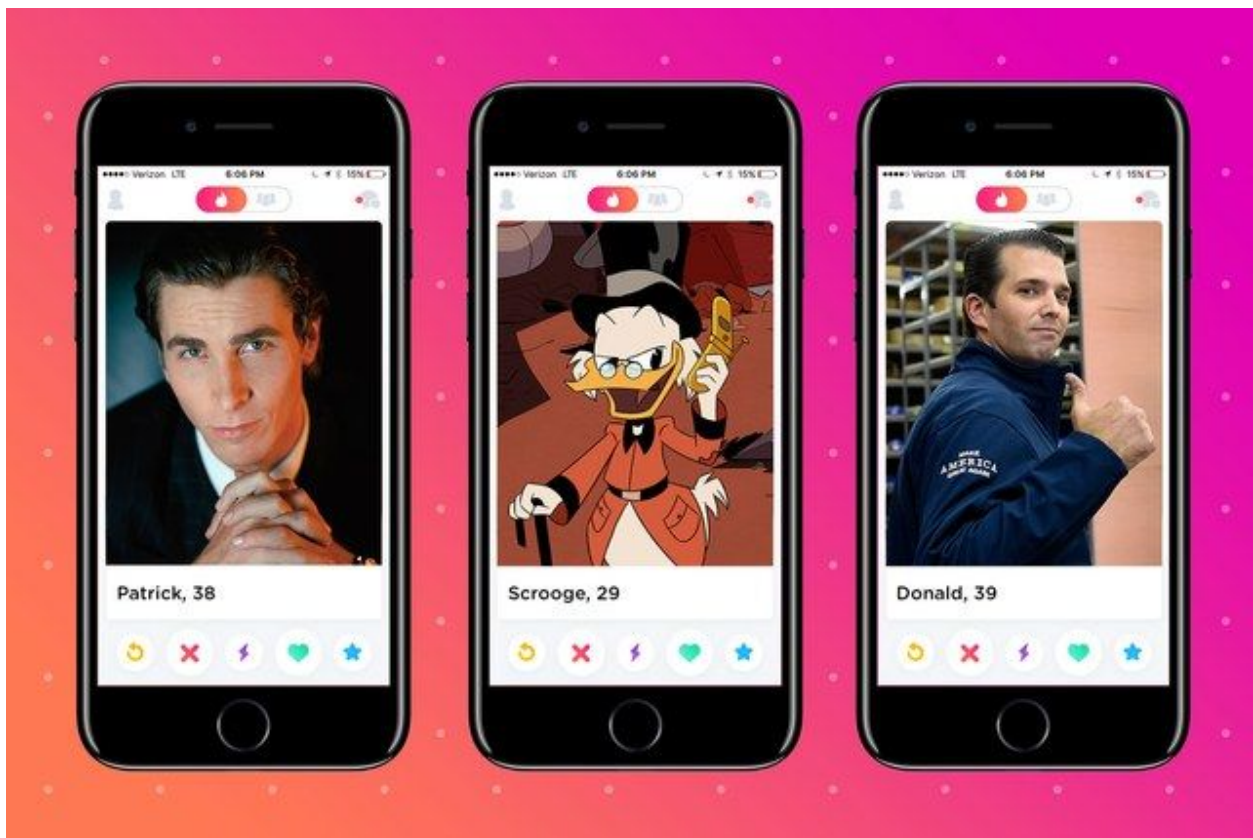


## STEP 2 - PHOTOS/POSTS

1. **POST PHOTOS** - These photos are basically selfies, full body pics, quotes, memes, videos, and photos of you out and about living your best life. Your IG profile is basically all about stunting. Sorry, I don't make the rules. Here your photos should be as clean and crisp as possible in order to stand out. Your memes should be popping and the entire energy of the page is all about what you like and what you want other people to know and life.

a. **HASHTAGS** - This platform uses hashtags as part of the search engine. Use hashtags like your city, food, travel, dining, love, life, whatever you feel like that is relevant to your post. The hashtags and search option can also be used to find like minded people whose vibe and appeal you like. Comment on others photos. I tend to use emojis. They stand out. Small cheat code.

## TINDER/DATING APPS



Even with the best profile you may not meet anyone serious on Tinder, but some people are lucky. You never know. That person might be you.

1. At this point you already know exactly what to do. Use GOOD photos. A close up, a body shot, and a few personality photos. Write how amazing you are and the things you like to do. Keep it short, make it interesting and speak positive about yourself. It's helpful to include in the bio "Message me if you are like...." Write something that attracts the personality you're looking for. If they fit, then they'll quickly respond. Because, like attracts like. Use words that attract the right mate

to you. You may do a whole lot of swiping left, but remember one good right swipe might change your life. .

## DATING WEBSITES

Dating websites are just a tidbit different. While people hit up social media sites for various reasons, the common denominator for a person signing up for a dating website is to date, and find a mate. People on such sites take themselves pretty serious. You have to bring it, if you really want it.

When it comes to an online dating site like OkCupid, be sure to use positive words that your future mate may like, that perfectly describe you.

Here are a few extra tips for a dating site.

1. Make an effort with your photo. Don't throw up any old photo. Put some thought into it. Present yourself the way you want to be seen.
2. Please, love yourself and choose a delightful username and headline.
3. Write a succinct but intriguing **profile**. Tell everyone how awesome you are. Mention your hobbies, mention your likes. Be clear and write what you're looking for.
4. Definitely be yourself here. Be unique; be you. ... Be enchanting as if you were already writing to your future mate. What would they want to know about you? Include popular keywords. ..
5. Show, don't tell. Being a lady or a gentleman is shown. Your words and your photos are a reflection of that.
6. Be a grammar nerd. Dating websites aren't like the other social media sites. People who pay for dating memberships are strict when it comes to grammar. They are 100% not looking for someone who can't spell well.





The above photograph is a picture of a married couple who met online. What touched the woman was the kind words on his profile. William & Amy are so in love, and absolutely perfect for each other.

They own a beautiful home, have beautiful kids and they are both abundantly living in their purpose and helping others.

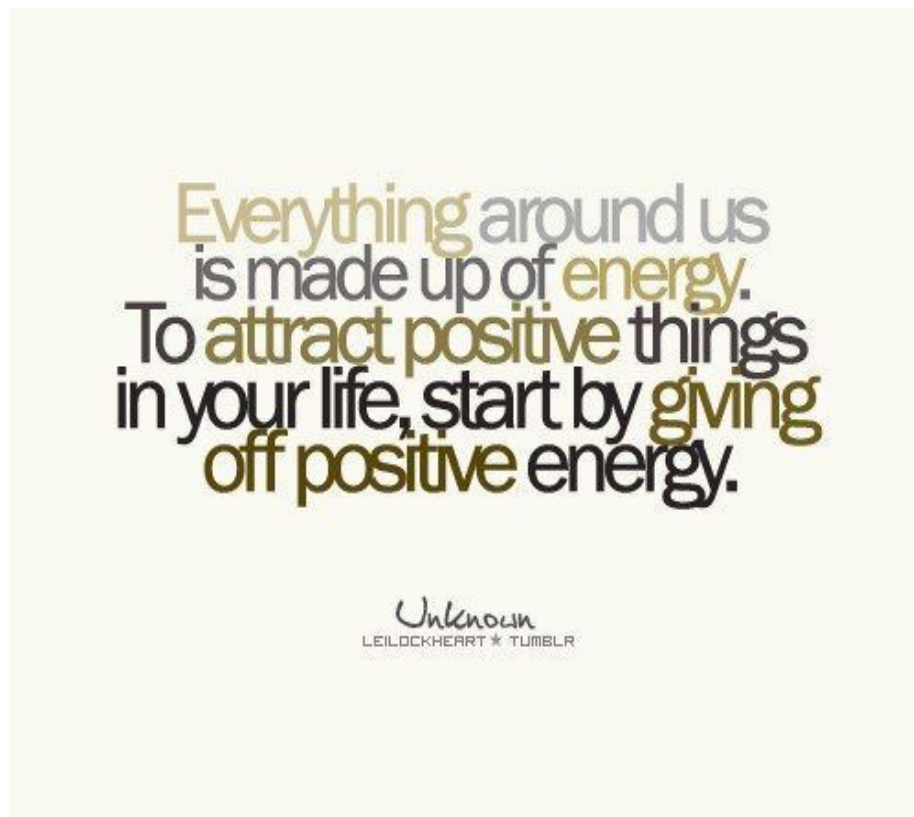
They are a constant reminder that dreams do come true, and that there is a soulmate out there for you. Good Luck To You! 🍀

## IMPORTANT LESSONS LEARNED

1. Be authentic.
2. Talk about your positive attributes.
3. Give people a glimpse of who you are.
4. Finding the right mate is life changing. You never know where you're going to meet Mr. or Mrs. Right, but know you will only meet them if you intend to and put in a little effort. Think Positive, Be Positive, Stay Positive and spread love, and you're guaranteed to attract love to you.

## QUOTES TO LIVE BY:

*Always keep hope and joy in your heart. For it opens you up to true love ~ Kissy Denise*



I believe in the sun, even when  
it's not shining. I believe in love,  
even when I don't feel it. And I  
believe in God, even when  
He is silent. And I.....

**Believe in  
yourself  
and believe  
in love. Love  
something.**

ANDREW WYETH

**LOVE IS A BIG WORD. I  
BELIEVE IN LOVE. I BELIEVE  
THAT GOD IS LOVE.**

PAULEY PERRETTE

---

*Be sure to write us and let us know when you meet the love of your life. Psst. Don't forget to stay positive.*